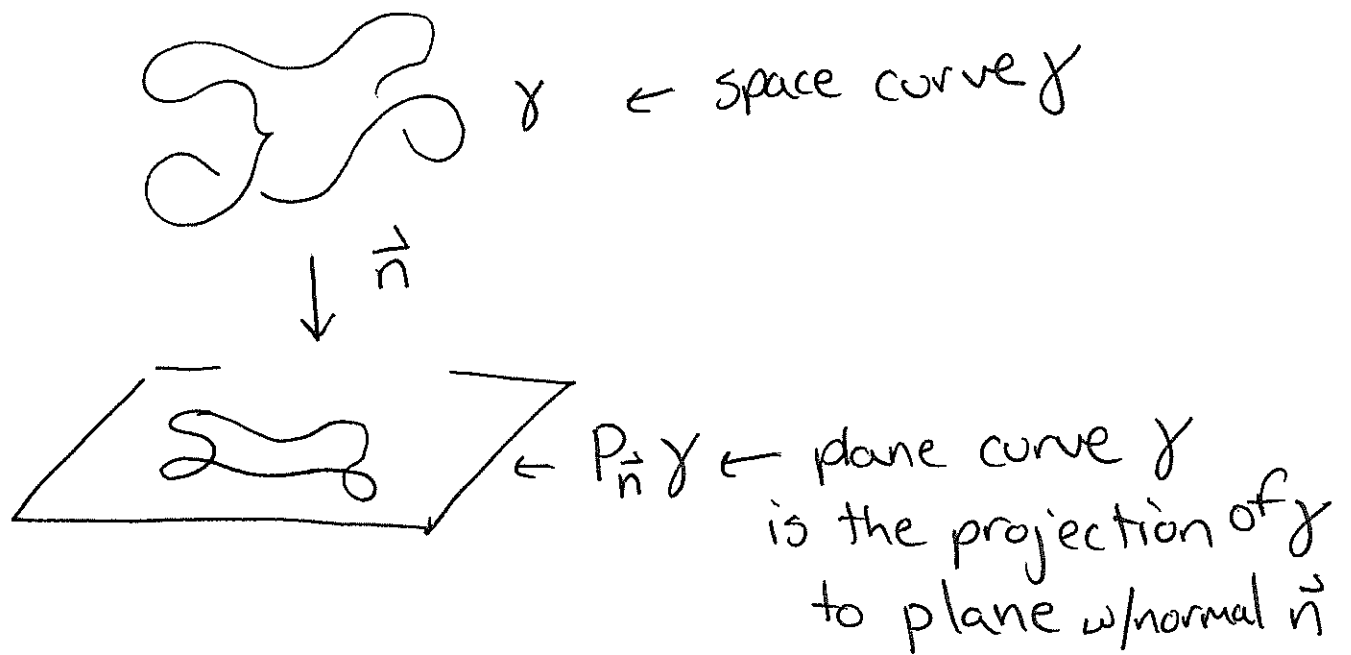


Crofton's Formula and Integralgeometric Measure.

①

We now want to answer some natural questions about the indicatrices. How long is the tangent indicatrix of a closed space curve? How about the normal indicatrix?

To answer these questions, we need a neat trick: averaging!



Q. What's the relationship between length of γ and length of $P_{\vec{n}}\gamma$? ②

Proposition. $\text{Length}(\gamma) = \frac{1}{\pi^2} \int_{\vec{n} \in S^2} \text{Length}(P_{\vec{n}}\gamma) d\text{Area}$
 [Integralgeometric Measure]

Proof. Observe that the curve $(P_{\vec{n}}\gamma)^\perp = \alpha$ defined by

$$\alpha'(s) = \vec{n} \times \gamma'(s)$$

is a $\pi/2$ -rotation (and maybe translation) of $P_{\vec{n}}\gamma$. Now

$$\int_{\vec{n} \in S^2} \text{Length}(P_{\vec{n}}\gamma) dA = \int_{\vec{n} \in S^2} \int_s \overbrace{|\vec{n} \times \vec{\gamma}'(s)|}^{|\alpha'(s)| = |P_{\vec{n}}\gamma|} ds d\text{Area}$$

$$= \int_s \int_{\vec{n} \in S^2} \sin\theta |\gamma'(s)| d\text{Area} ds.$$

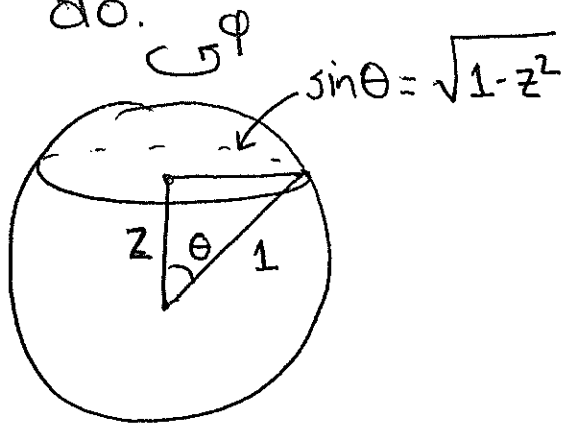
reversed order of integration

angle between $\vec{\gamma}'(s)$ and \vec{n}

(3)

$$= \int_s |y'(s)| \left(\int_{\text{Area}} \sin \theta \, d\text{Area} \right) ds$$

Now this middle integral is easy enough to do.



Fun fact: $d\text{Area}_z = dz d\theta$ if z is the vertical coordinate and θ rotates around that axis. So we must integrate

$$\int_0^{2\pi} \int_{-1}^1 \sqrt{1-z^2} \, dz \, d\theta = 2\pi \int_{-1}^1 \sqrt{1-z^2} \, dz$$

where $\sin u = z$, $\cos u \, du = dz$,

$$= 2\pi \int \sqrt{1-\sin^2 u} \cos u \, du = 2\pi \int \cos^2 u \, du$$

(4)

$$= 2\pi \int \frac{1}{2} + \frac{1}{2} \cos 2u \, du$$

$$= 2\pi \left(\frac{u}{2} + \frac{1}{4} \sin 2u \right) \Big|_{u=}$$

$$= 2\pi \left(\frac{u}{2} + \frac{1}{2} \sin u \cos u \right) \Big|_{u=}$$

And plugging back in, $z = \sin u$, $\cos u = \sqrt{1-z^2}$,
we get

$$= 2\pi \left(\frac{\arcsin z}{2} + z\sqrt{1-z^2} \right) \Big|_{z=-1}^1$$

$$= \pi \left(\frac{\pi}{2} - \left(-\frac{\pi}{2}\right) \right) = \pi^2.$$

So our original integral is

$$= \pi^2 \int |y'(s)| \, ds = \pi^2 \text{Length}(\gamma). \quad \square$$

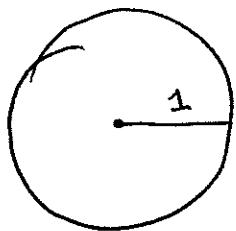
Corollary.

$$\text{Length}(\gamma) = \frac{4}{\pi} \left(\text{Average}_{\eta \in S^2} \text{Length}(P_\eta \gamma) \right).$$

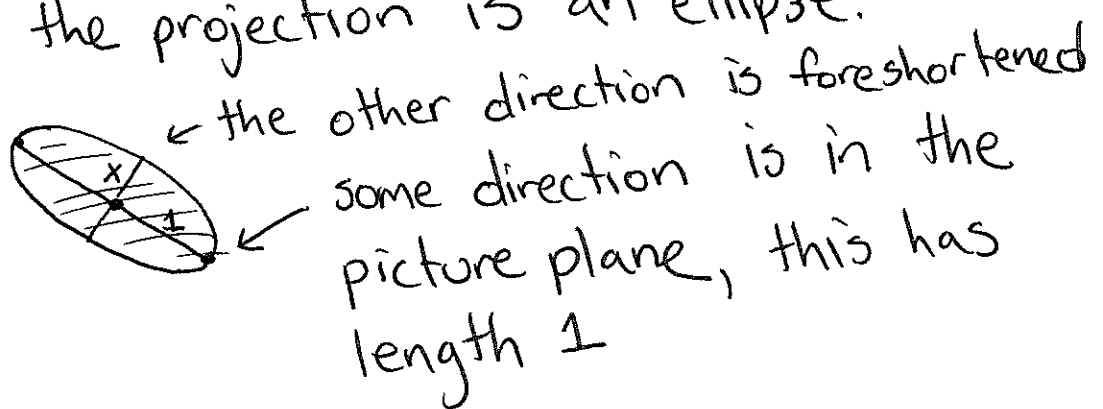
(5)

Somehow nobody thinks of this, but it means that if you're given a collection of random pictures of a 3d curve, your guess for the length of the curve should ~~be~~ be ~~the~~ $\frac{4}{\pi}$ the sample average!

Example. A photograph of a coin flip likely shows ~~an~~ the coin as an ellipse with what axes?



Assume a circular coin of radius 1. From an angle, the projection is an ellipse.



We're looking for the x where the arclength of the ellipse is $\frac{\pi}{4} \cdot (2\pi)$ or ~~the~~ $\pi^2/2$.

The arclength of the ellipse is not an integral with an elementary solution, but a little messing with Mathematica's numerical integration functions should convince you that the proper x is about 0.53.

Enough fun!

We now use a variant of this trick to compute ~~length of~~ ~~curves on the~~ ~~sphere~~ total curvature of a projection.

Proposition. [Fáry] For any space curve $\gamma(s)$,

$$\underbrace{\int K_\gamma(s) ds}_{\text{total curvature of } \gamma} = \frac{1}{4\pi} \int_{\vec{n} \in S^2} \underbrace{\int_s K_{P_{\vec{n}}(\gamma)}(s) ds}_{\text{total curvature of projection}}$$

Proof. As before, observe that just as

$$\text{Length } \alpha(s) = \text{Length } P_{\vec{n}} \gamma$$

we have

$$\int K_\alpha(s) ds = \int K_{P_{\vec{n}}(\gamma)}(s) ds.$$

Now observe

$$\alpha'(s) = \vec{n} \times \vec{\gamma}'(s)$$

implies

$$\alpha''(s) = \vec{n} \times \vec{\gamma}''(s)$$

So

$$K_\alpha(s) = \frac{|\alpha'(s) \times \alpha''(s)|}{|\alpha'(s)|^3}$$

8

To analyze $\alpha'(s) \times \alpha''(s)$ we recall

$$a \times (b \times c) = \langle c, a \rangle b - \langle b, a \rangle c$$



So

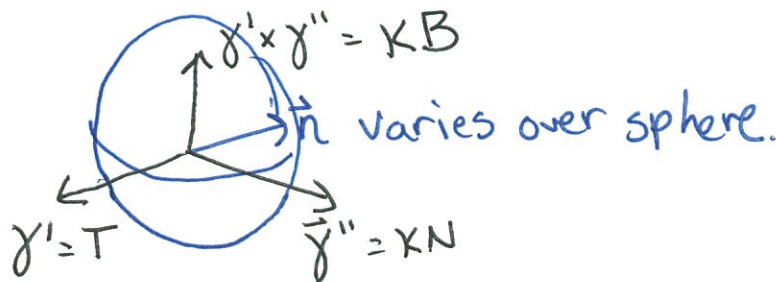
$$\alpha'(s) \times (\vec{n} \times \vec{\gamma}''(s)) = \langle \alpha', \gamma'' \rangle \vec{n} - \langle \vec{n}, \alpha' \rangle \gamma''$$

\uparrow
 zero!

and

$$\begin{aligned} \langle \alpha', \gamma'' \rangle &= \langle \vec{n} \times \vec{\gamma}', \vec{\gamma}'' \rangle \\ &= \langle \vec{\gamma}', \vec{n} \times \vec{\gamma}'' \rangle \\ &= \langle \vec{n}, \vec{\gamma}' \times \vec{\gamma}'' \rangle = \cos \theta_B |\vec{\gamma}' \times \vec{\gamma}''| = K \cos \theta_B \end{aligned}$$

So we have the situation



We have now shown that

$$\int_{\vec{n} \in S^2} \int_S K_{P_n(\gamma)}(s) ds = \int_S K(s) \left(\int_{\vec{n} \in S^2} \frac{\cos \theta_B}{(\sin \theta_T)^3} dArea \right) ds.$$

where θ_B is the angle between \vec{n} and B and θ_T is the angle between \vec{n} and T.

Option 1. We can choose coordinates so that $T=(1,0,0)$ and $B=(0,1,0)$ and integrate in coordinates.

Option 2. We can observe that this is independent of the direction of T, B and so it's a constant λ , so

$$\int K_\gamma(s) ds = \lambda \cdot \int_{\vec{n} \in S^2} \int_S K_{P_n(\gamma)}(s) ds$$

If $\gamma = \text{circle}$, the total curvature of any projection is 2π , so $2\pi = \lambda \cdot 4\pi \cdot 2\pi$

and we have learned $\lambda = 1/4\pi$. \square

(10)

Note. We still haven't checked that total curvature of the ellipse $= 2\pi$, but it follows from the fact that the tangent indicatrix is the equator.

~~Conclude that the total curvature of the ellipse is 2π .~~

The examples are probably obvious; and again give you a way to calculate or estimate curvature from photographs of a 3d object.

Research project. Projections along x, y, z axes give lengths and total curvatures L_x, L_y, L_z and K_x, K_y, K_z . Find bounds on L and K in terms of these numbers.